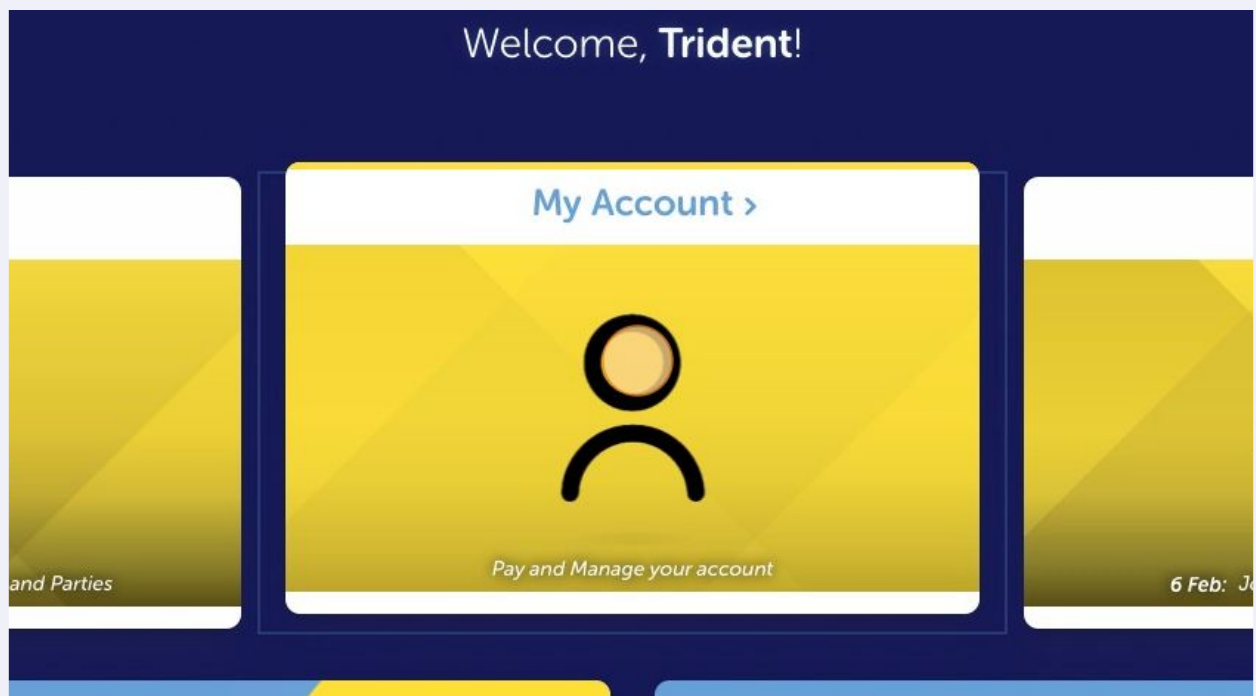


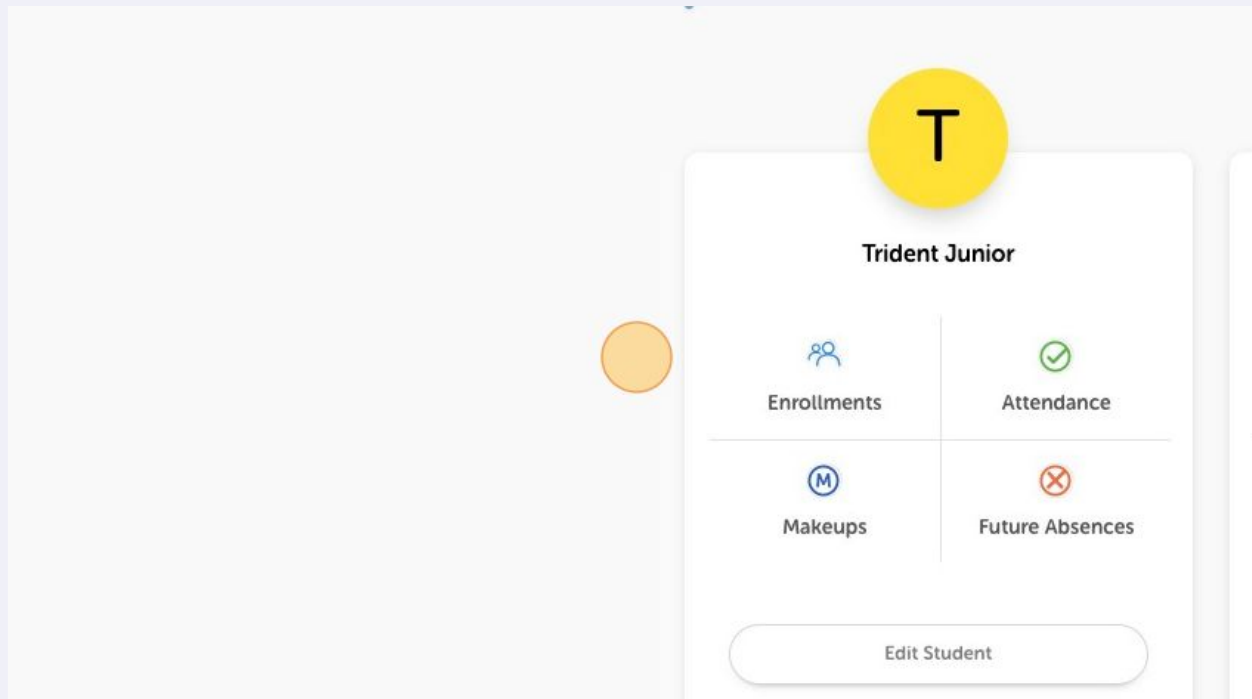
Dropping your Enrolment Scribe⁼⁼

1 Navigate to <https://app.iclasspro.com/portal/trident/dashboard>

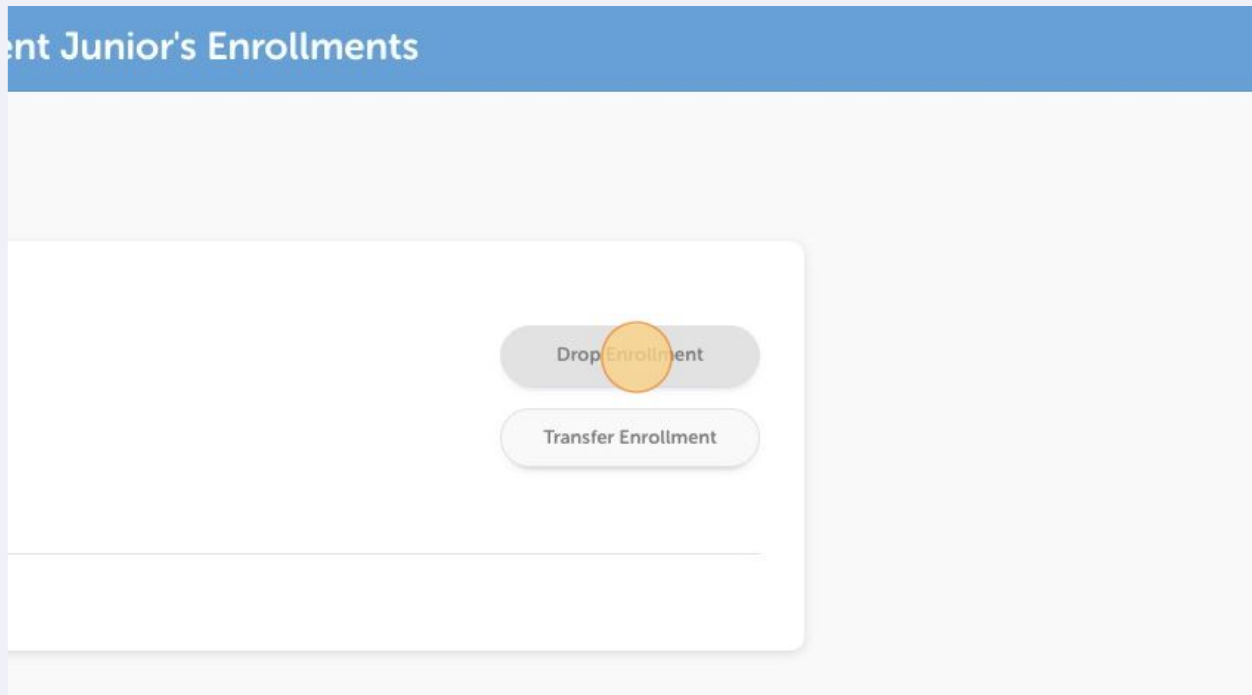
2 Click "My Account"



3 Click "Enrollments" on your gymnast's profile



4 View your gymnast's enrolled classes and click "Drop Enrollment"



5

Select your desired drop date from the calendar drop down menu

*Please note this is automatically set to be 15 days from the current date to ensure the drop is processed successfully. Please refer to our Tuition and Payment Policy for more detailed information regarding dropping an enrolment

Drop Enrollment Request

Are you sure you wish to drop Trident Junior's enrollment from EduGym Level 1 (Prep)?

Drop Date:

Notes:

Note: Drop requests are subject to review by Trident Gymnastics Club

6

Notes:

Note: Drop requests are subject to review by Trident Gymnastics Club

Su	Mo	Tu	We	Th	Fr	Sa
			1	2	3	4
5	6	7	8	9	10	11
12	13	14	15	16	17	18
19	20	21	22	23	24	25
26	27	28	29	30		

7

Enter any feedback or notes you have about why you are dropping the enrolment. We are always looking for ways to improve and appreciate any feedback you can give us.

Drop Enrollment Request

Are you sure you wish to drop Trident Junior's enrollment from EduGym Level 1 (Prep)?

Drop Date: 30/06/2022

Notes: | ○

Note: Drop requests are subject to review by Trident Gymnastics Club

Yes, please drop! Cancel

8

Click "Yes, please drop!" to complete the drop request

Drop Date: 30/06/2022

Notes: We will be moving house away from Trident. Thank you!

Note: Drop requests are subject to review by Trident Gymnastics Club

Yes, please drop! Cancel

9

Click "Close"

The drop request will then go through to our office to process.

